

## Information Day



**PROGRAMA MARCO DE I+D (2007-2013)**  
**FRAMEWORK PROGRAMME FOR RTD (2007-2013)**

### **1ª Convocatoria de Propuestas en Transporte por Superficie** *First Call for Proposals in the area of Sustainable Surface Transport*

**16 de febrero de 2007. Madrid, Salón de Actos del CDTI**  
*February 16<sup>th</sup> 2007. Madrid, CDTI's Main Conference Room*

## **MONTSERRAT ESCUDERO**

## **Plataforma Tecnológica SERtec**

# **THE AUTOMOBILE INDUSTRY IN SPAIN**

---

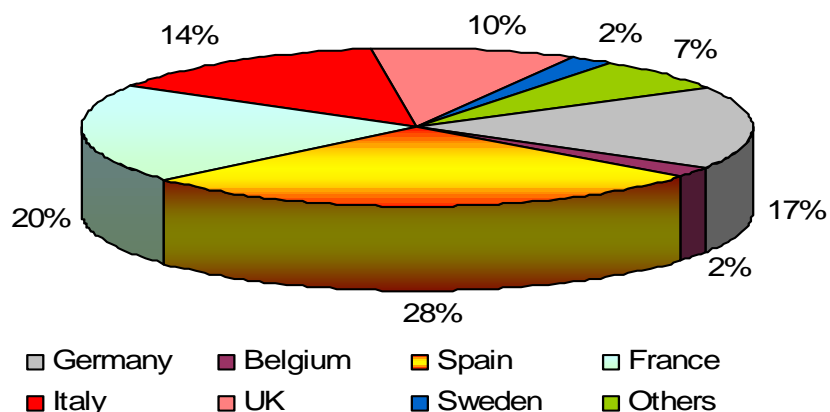
---

## **CHARACTERISTICS OF THE SPANISH INDUSTRY:**

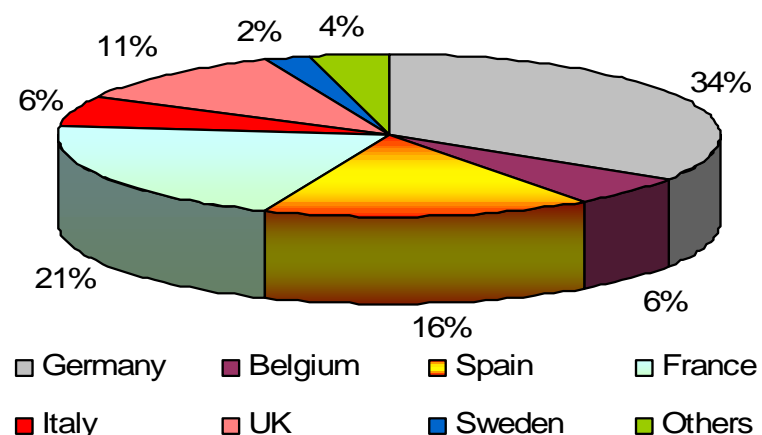
- **Car production: Spain 7th country in the world, 3rd in Europe**
  - **The biggest constructors manufacture in Spain**
  - **1000 Companies in the Equipment and Components sector**
  - **Big national industry (7%GNP) with international groups**
  - **Quality certifications**
  - **Guaranty**
  - **Experience**
-

## VEHICLE PRODUCTION IN EU

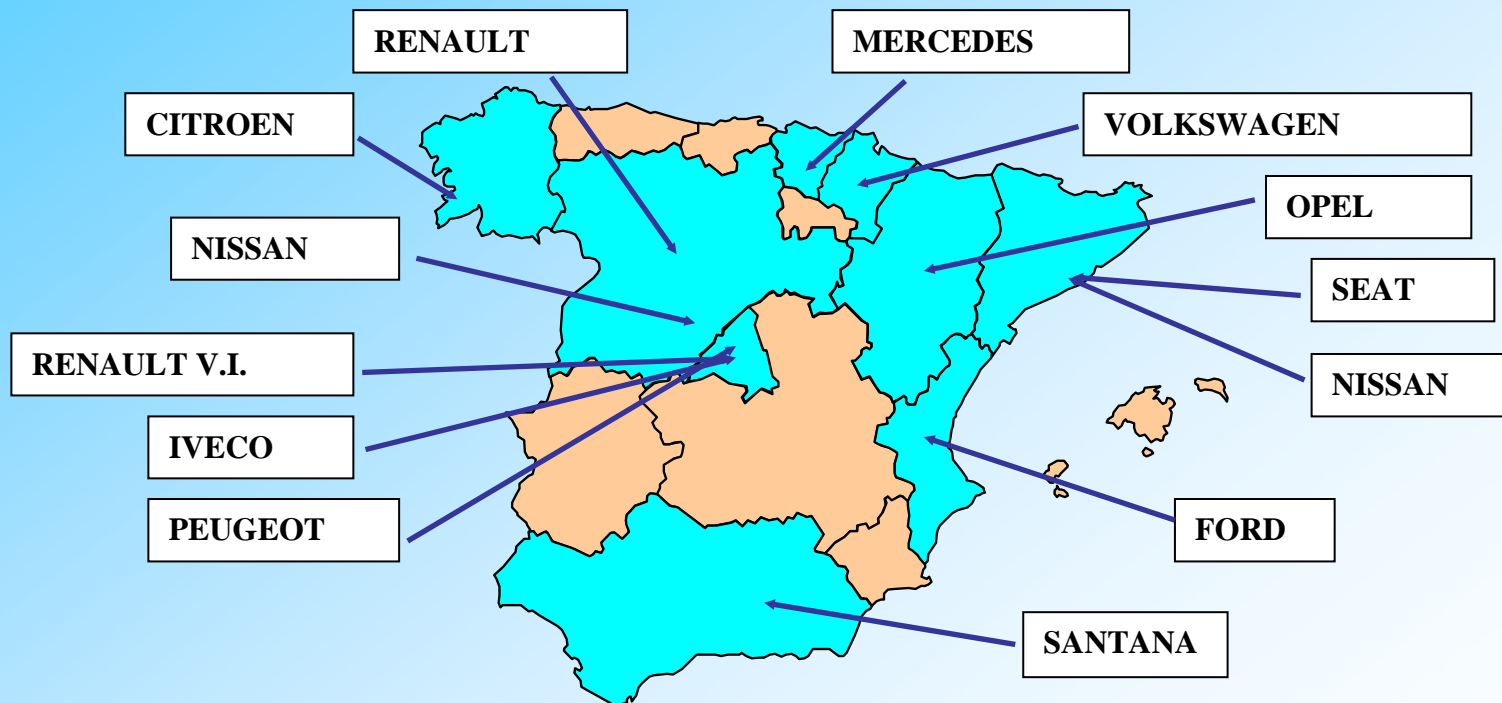
**Industrial Vehicles production in E.U. (2004)**



**Car Production in E.U. (2004)**



## CONSTRUCTORS INDUSTRY MAP IN SPAIN



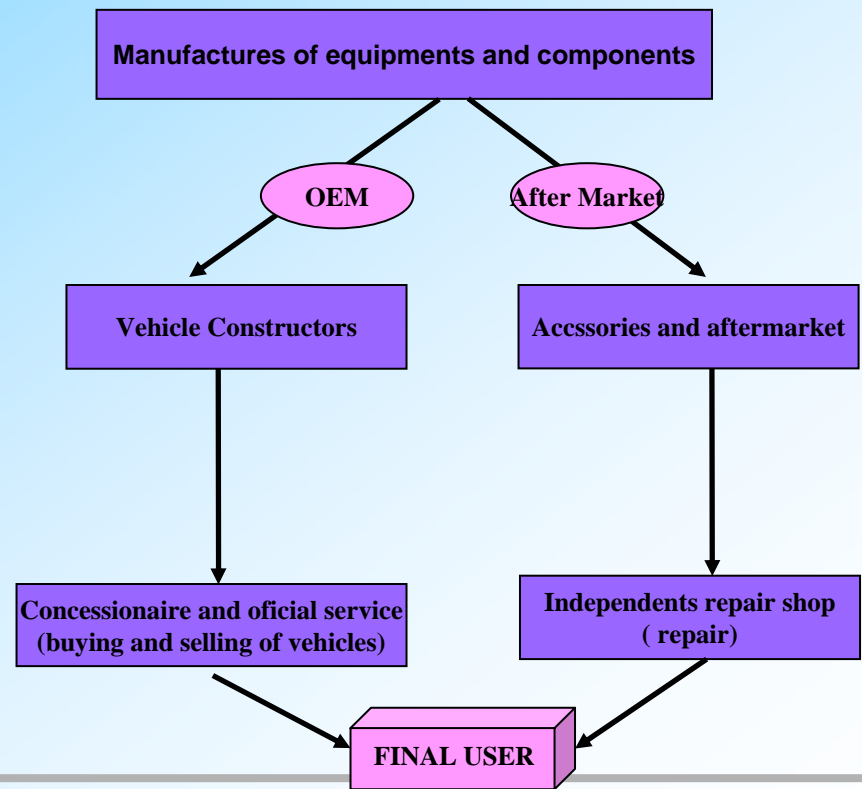
# **THE EQUIPMENTS AND PARTS FOR AUTOMOBILE INDUSTRY IN SPAIN**

---

## PRESENTATION OF THE EQUIPMENTS AND COMPONENTS SECTOR AND SUB-SECTOR

Agents playing in the Automotive sector are:

- \* Vehicle Constructors
- \* Manufactures of Equipments and Components
- \* Slot Machine
- \* Concessionaire, Repair shop and Post service sale




## **CHARACTERISTICS OF THE AUTOPARTS INDUSTRY IN SPAIN:**

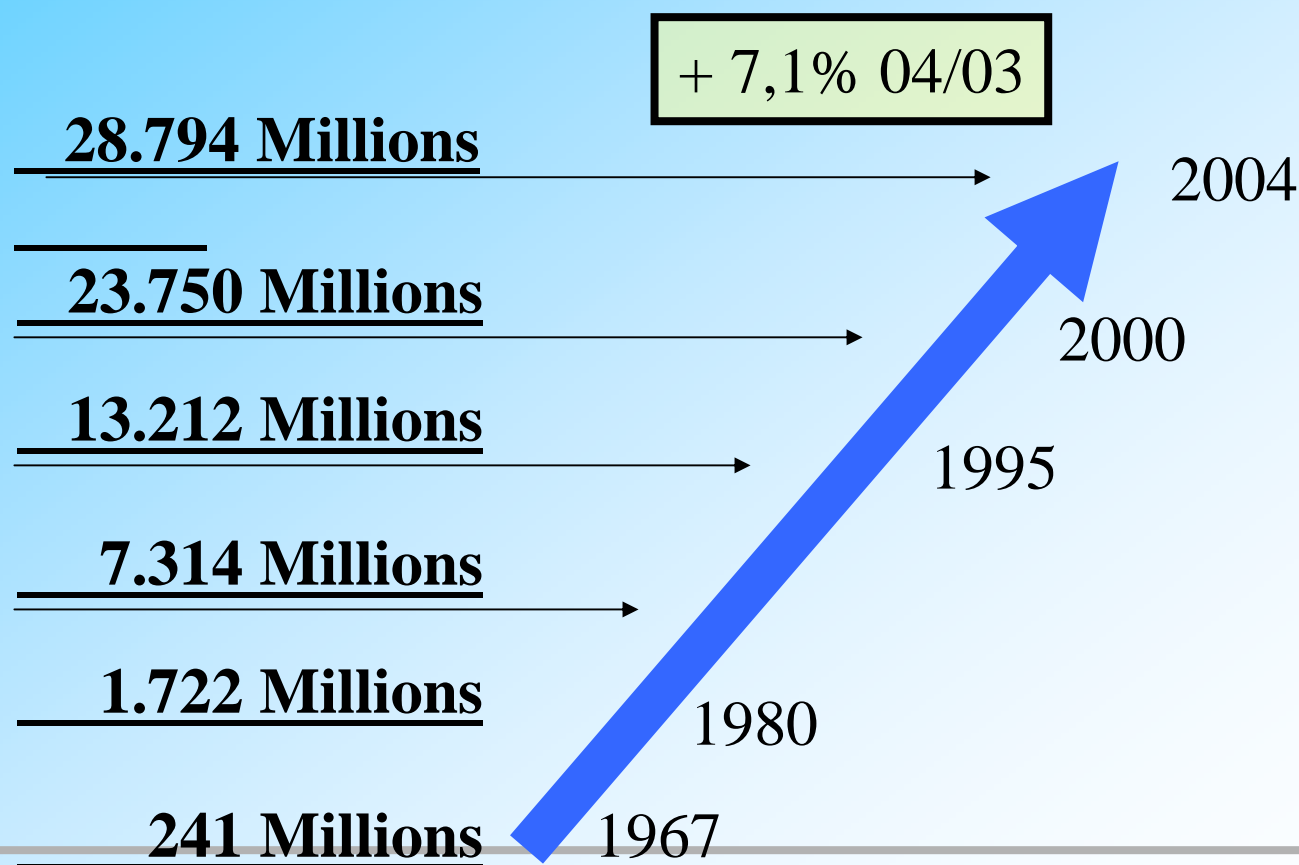
- **Spain 7th country in the world, 4th in Europe**
- **Germany , EE.UU, Japan, France, Canada, Italy, Spain, United Kingdom, Mexico, New Members UE and others.**
- **In Europe, behind Germany, France and Italy, Spain has the fourth position of the ranking.**
- **OEM and Aftermarket products manufactured in Spain**
- **The biggest international groups manufacture in Spain**
- **Spanish companies among the top quality ones**
- **Experience, Quality, Service and Guaranty**



# Distribution of spanish suppliers



## TURNOVER EVOLUTION



# SPANISH AUTOPARTS INDUSTRY

## PERFORMANCE 2005

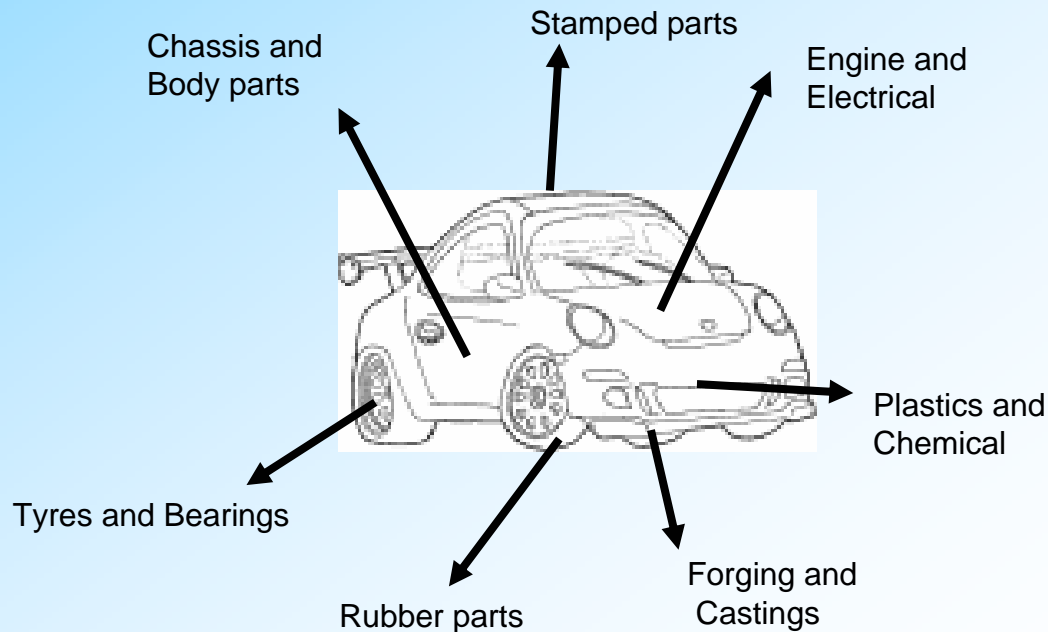
TURNOVER	30.171,3	+ 4,8 %
TURNOVER DESTINATION		
☒ Export	16.037,5	+ 8,3 %
☒ National supply	10.242,9	- 1,6 %
☒ Construction Firm		
☒ market of Aftermarket	3.890,9	+ 8,8 %
IMPORT	20.255,0	+ 8,1 %
IMPORT DESTINATION		
☒ Constructor Suppliers	9.059,6	- 2,9 %
☒ Components Suppliers	9.833,2	+ 20,1 %
☒ Aftermarket Suppliers	1.362,2	+ 12,4 %
☒ INVESTMENTS	5,4 % s / Turnover	
☒ INVESTMENTS IN I+D+i	0,6 % S / TOTAL INVESTMENTS	
☒ JOB	251.035 Persons	- 0,6 %

*Exports: Intra UE included.*

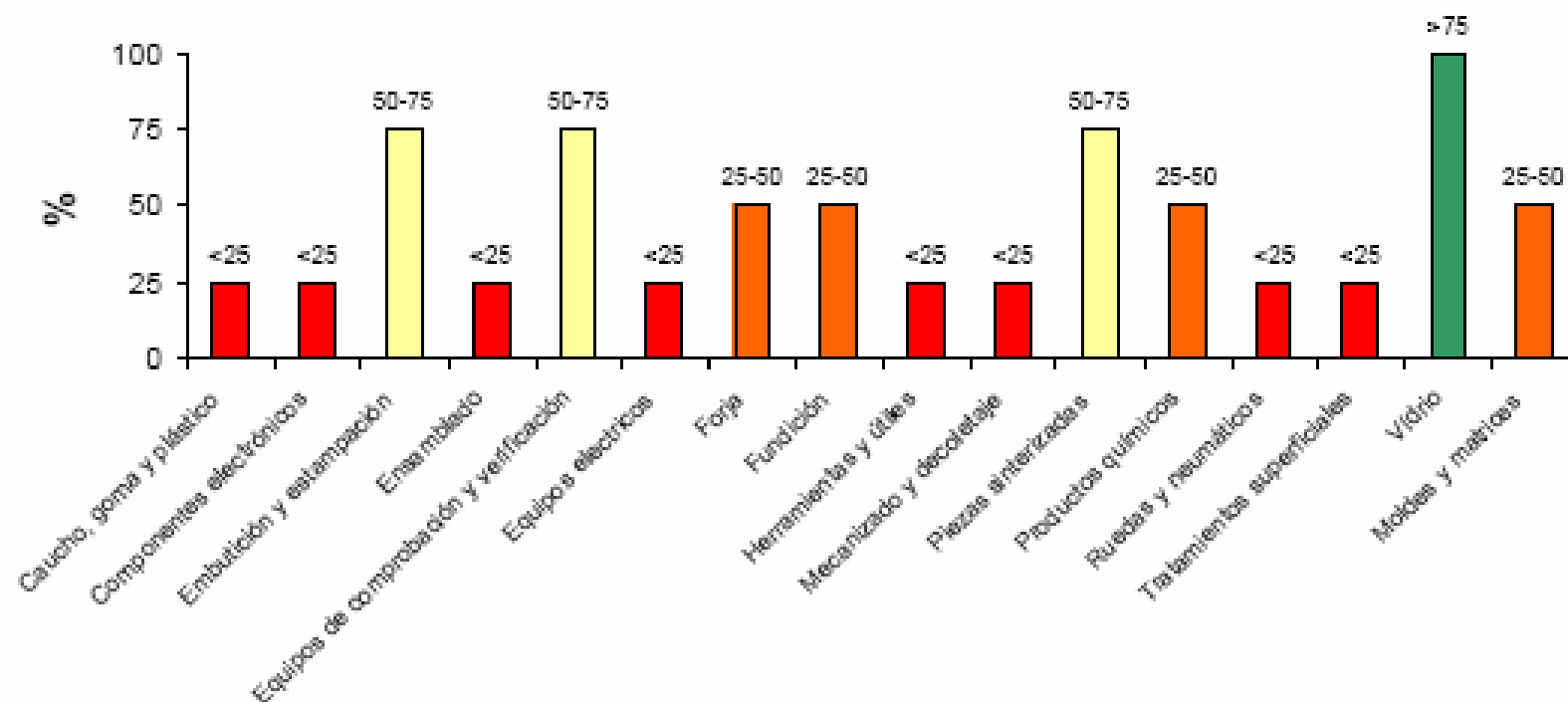
*Imports: Intra UE included.*

## PROUDUCTS MANUFACTURED BY THE COMPONENTS INDUSTRY:

Electrical	16.58 %
Engine	11.55 %
Chassis	49.59 %
Body parts	30.84 %
Tyres	3.40 %
Castings	6.66 %
Forging	5.71 %
Pressed and stamped parts	11.68 %
Bearings and components	2.85 %
Rubber	12.50 %
Plastics & Chemical products	21.74 %
Others	16.30 %



% de empresas que realizan I+D+i por subsectores



# **R&D CENTERS IN SPAIN**

# LOCATION OF THE MAIN TECNOLOGICAL CENTRES IN SPAIN DEVELOPING R+D+I IN THE COMPONENTS SECTOR

